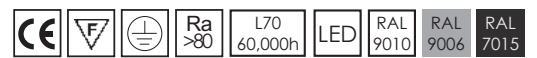




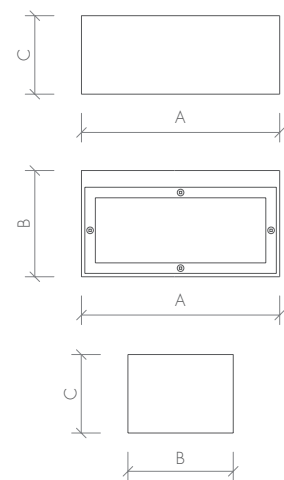
BOOK





Apparecchio a parete per esterni ed interni.
 Corpo in alluminio pressofuso anticorrosione
 verniciato con polveri epossidiche, tensione di rete
 220-240V, 50/60 Hz dimmerabile tramite dimmer a
 taglio di fase o PWM.
 Prodotto costruito in conformità alle vigenti norme
 EN / IEC 60598-1:2008.

Indoor and outdoor wall fixture.
 Die cast aluminium body painted with
 epoxy polyester powders, mains voltage
 220-240V, 50/60 Hz dimmable by phase cutting
 dimmer or PWM.
 Fitting manufactured according to the EN / IEC
 60598-1:2008 rules.

DIMENSIONS



	A	B	C	Kg	mc		
D1	207	111	83	1,4	0,004	1	90

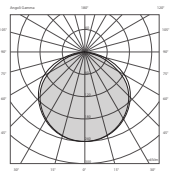


mod/V5

Offiche e diffusori
Vetro sabbato.

Louvers and diffusers
C/w sanded glass.

RAL
9006



IP65 850° IK08

Cod.	W-Tot.	%	Lm (Tc=25°)	Lm (Output)	Dimension
7021LVS313TD	13	3000	1190	654	D1
7021LVS413TD	13	4000	1210	665	D1

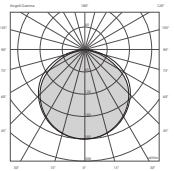


mod/VB

Offiche e diffusori
Vetro sabbato.

Louvers and diffusers
C/w sanded glass.

RAL
9010



IP65 850° IK08

Cod.	W-Tot.	%	Lm (Tc=25°)	Lm (Output)	Dimension
7021LVB313TD	13	3000	1190	654	D1
7021LVB413TD	13	4000	1210	665	D1

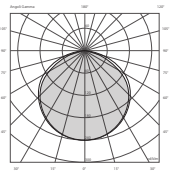


mod/VN

Offiche e diffusori
Vetro sabbato.

Louvers and diffusers
C/w sanded glass.

RAL
7015



IP65 850° IK08

Cod.	W-Tot.	%	Lm (Tc=25°)	Lm (Output)	Dimension
7021LVN313TD	13	3000	1190	654	D1
7021LVN413TD	13	4000	1210	665	D1