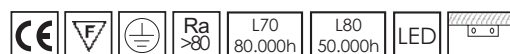




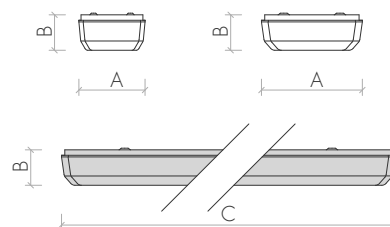
CORAL



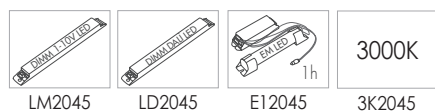
Apparecchio a plafone con installazione a soffitto.
Costruito in lamiera d'acciaio preverniciato con polvere epossipoliestere di colore bianco e antigiallente, pretrattamento di fosfatazione e sgrassaggio, alimentatore elettronico 230V.
Prodotto costruito in conformità alle vigenti norme EN / IEC 60598-1:2008.



DIMENSIONS

Ceiling surface fixtu.
Stainless steel body, pre-painted with white epoxy polyester powders anti-yellowing, phosphate and degreasing pretreatment, electronic ballast 230V.
Fitting manufactured according to the EN / IEC 60598-1:2008 rules.



OPTIONS



	A	B	C	Kg	mc		
D1	107	75	650	1,8	0,010	1	100
D2	191	75	650	2,0	0,012	1	100
D3	107	75	1256	2,3	0,015	1	80
D4	191	75	1256	2,5	0,022	1	50
D5	107	75	1556	2,6	0,018	1	80
D6	191	75	1556	2,8	0,026	1	50




mod/4

Optiche e diffusori

Coppa sporgente in policarbonato opale liscio.

Louvers and diffusers

Smooth opal methacrylate diffusal drop.



IP40 850° IK07

Cod.	W-Tot.	%k	Lm (Tc=25°)	Lm (Output)	Dimension
2045LD4010EL	10	4000	1315	941	D1
2045LD4023EL	23	4000	3371	2413	D2
2045LD4123EL	23	4000	3371	2413	D3
2045LD4028EL	28	4000	4430	3171	D5
2045LD4033EL	33	4000	5444	3897	D4
2045LD4038EL	38	4000	6289	4502	D6
2045LD4048EL	48	4000	7087	5074	D4
2045LD4060EL	60	4000	8732	6252	D6