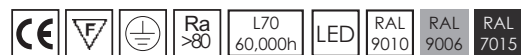




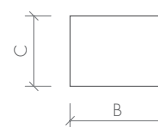
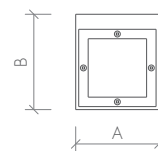
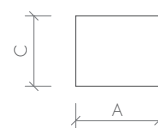
# CUBETTO





Apparecchio a parete per esterni ed interni.  
Corpo in alluminio pressofuso anticorrosione verniciato con polveri epossidiche, tensione di rete 220-240V, 50/60 Hz dimmerabile tramite dimmer a taglio di fase o PWM. Prodotto costruito in conformità alle vigenti norme EN / IEC 60598-1:2008.

Indoor and outdoor wall fixture.  
Die cast aluminium body painted with epoxy polyester powder, mains voltage 220-240V, 50/60 Hz dimmable by phase cutting dimmer or PWM. Fitting manufactured according to the EN / IEC 60598-1:2008 rules.

## DIMENSIONS



	A	B	C	Kg	mc		
D1	97	111	83	0,8	0,002	1	180

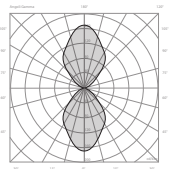


## mod/V5

**Offiche e diffusori**  
Vetro sabbiato.

**Louvers and diffusers**  
C/w sanded glass.

RAL  
9006



IP65 850° IK08

Cod.	W-Tot.	%k	Lm (Tc=25°)	Lm (Output)	Dimension
7020LVS309TD	2x4,5	3000	1000	550	D1
7020LVS409TD	2x4,5	4000	1070	588	D1
7020LVS318TD	2x9	3000	2000	1100	D1
7020LVS418TD	2x9	4000	2160	1188	D1
7020LVS313TD	1x13	3000	1450	797	D1
7020LVS413TD	1x13	4000	1551	853	D1

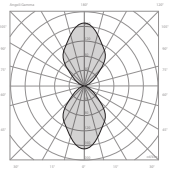


## mod/VB

**Offiche e diffusori**  
Vetro sabbiato.

**Louvers and diffusers**  
C/w sanded glass.

RAL  
9010



IP65 850° IK08

Cod.	W-Tot.	%k	Lm (Tc=25°)	Lm (Output)	Dimension
7020LVB309TD	2x4,5	3000	1000	550	D1
7020LVB409TD	2x4,5	4000	1070	588	D1
7020LVB318TD	2x9	3000	2000	1100	D1
7020LVB418TD	2x9	4000	2160	1188	D1
7020LVB313TD	1x13	3000	1450	797	D1
7020LVB413TD	1x13	4000	1551	853	D1

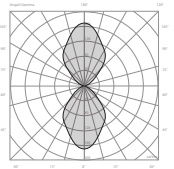


## mod/VN

**Offiche e diffusori**  
Vetro sabbiato.

**Louvers and diffusers**  
C/w sanded glass.

RAL  
7015



IP65 850° IK08

Cod.	W-Tot.	%k	Lm (Tc=25°)	Lm (Output)	Dimension
7020LVN309TD	2x4,5	3000	1000	550	D1
7020LVN409TD	2x4,5	4000	1070	588	D1
7020LVN318TD	2x9	3000	2000	1100	D1
7020LVN418TD	2x9	4000	2160	1188	D1
7020LVN313TD	1x13	3000	1450	797	D1
7020LVN413TD	1x13	4000	1551	853	D1