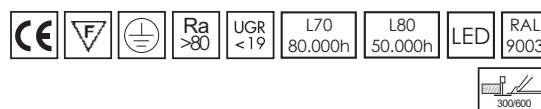




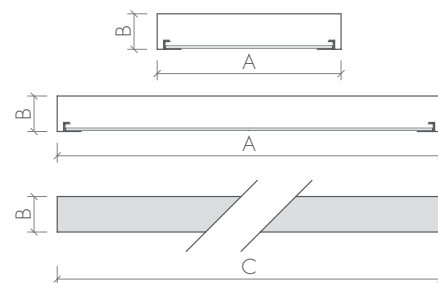
DIANA IP55



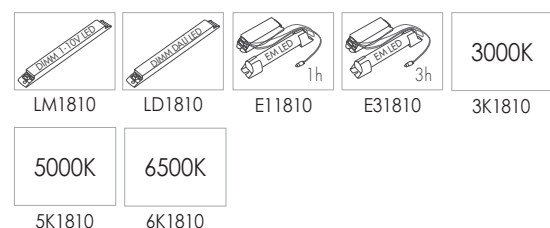
Apparecchio da incasso in appoggio per controsoffitti in pannelli aventi struttura portante a vista 15/24 mm. Costruito in lamiera d'acciaio, verniciato con polveri epossipoliestere di colore bianco e antiingiallente, con pretrattamento di fosfatazione e sgrassaggio, alimentatore elettronico 230V. Prodotto costruito in conformità alle vigenti norme EN / IEC 60598-1:2008.

Leaning recessed fixture for false ceilings panels with visible structure mm 15/24. Stainless steel body painted with white epoxy polyester powders anti-yellowing, with phosphate and degreasing pretreatment, electronic ballast 230V. Fittings manufactured according to the EN / IEC 60598-1:2008 rules.

DIMENSIONS



OPTIONS



	A	B	C	Kg	mc		
D1	595	70	595	7,5	0,030	1	50
D2	295	70	1195	7,5	0,030	1	50



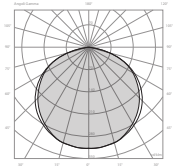
mod/Q

Ottiche e diffusori

Diffusore policarbonato opale liscio inserito in telaio di lamiera d'acciaio.

Louvers and diffusers

Smooth-opal polycarbonate diffuser inserted in the stainless steel frame.



IP55 850° IK07

Cod.	W-Tot.	°k	Lm (Tc=25°)	Lm (Output)	Dimension
1810Q55432EL	32	4000	5090	3792	D1



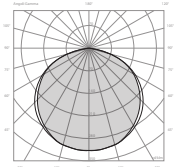
mod/R

Ottiche e diffusori

Diffusore policarbonato opale liscio inserito in telaio di lamiera d'acciaio.

Louvers and diffusers

Smooth-opal polycarbonate diffuser inserted in the stainless steel frame.



IP55 850° IK07

Cod.	W-Tot.	°k	Lm (Tc=25°)	Lm (Output)	Dimension
1810R55432EL	32	4000	5090	3792	D2