



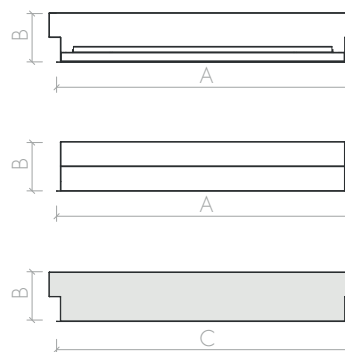
DIANA IP65

Apparecchio da incasso in appoggio per controsoffitti in pannelli aventi struttura portante a vista 15/24 mm. Costruito in lamiera d'acciaio, verniciato con polveri epossipoliestere di colore bianco e antingiallente, con pretrattamento di fosfatazione e sgrassaggio, alimentatore elettronico 230V. Prodotto costruito in conformità alle vigenti norme EN / IEC 60598-1:2008.

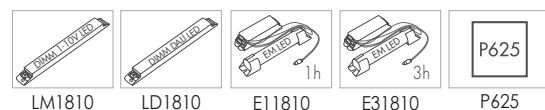
Leaning recessed fixture for false ceilings panels with visible structure mm 15/24. Stainless steel body, painted with white epoxy polyester powders anti-yellowing, with phosphate and degreasing pretreatment, electronic ballast 230V. Fittings manufactured according to the EN / IEC 60598-1:2008 rules.



DIMENSIONS



OPTIONS



| | A | B | C | Kg | mc | LED | 300/600 |
|----|-----|-----|-----|------|-------|-----|---------|
| D1 | 595 | 110 | 595 | 10,0 | 0,044 | 1 | 30 |




mod/QVS

Optics and diffusers

Vetro temperato satinato intelaiato con cornice in alluminio compreso di guarnizione per la tenuta stagna.

Louvers and diffusers

Sanded tempered glass slived in to the aluminium frame c7w gasket to guarantee the IP 65 rate.



IP65 960° IK08

| Cod. | W-Tot. | %k | Lm (Tc=25°) | Lm (Output) | Dimension |
|--------------|--------|------|-------------|-------------|-----------|
| 1810QVS432EL | 32 | 4000 | 5090 | 3206 | D1 |