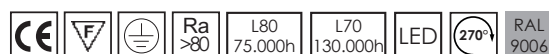




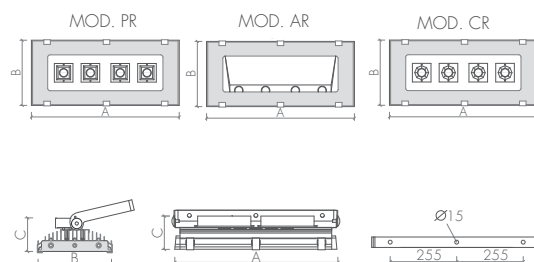
# MAXI-PRINCE



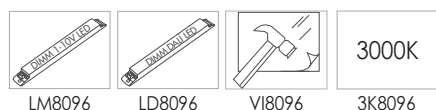
Proiettore per interni ed esterni adatto per l'illuminazione di grandi aree ed impianti sportivi. Corpo in alluminio trafilato ossidato, staffa zincata, vetro temperato trasparente spessore 5 mm, guarnizione in silicone, alimentatore elettronico 230V. Prodotto in conformità alle vigenti norme EN / IEC 60598-1:2008.



Indoor and outdoor floodlight, usable for large areas, sports areas. Trafilated aluminium oxydate body, zinc-coated bracket, tempered transparent glass mm 5 thickness, silicon gasket, electronic ballast 230V. Fittings manufactured according to the EN / IEC 60598-1:2008 rules.

## DIMENSIONS



## OPTIONS



	A	B	C	Kg	mc		
D1	635	280	150	12,5	0,040	1	30



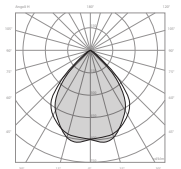
## mod/PR

### Optiche e diffusori

Riflettore simmetrico in alluminio satinato.

### Louvers and diffusers

Matt satin symmetric aluminium reflector.



IP65 850° IK08

Cod.	W-Tot.	%k	Lm (Tc=25°)	Lm (Output)	Dimension
8096PR4320EL	320	4000	55416	44387	D1
8096PR5320EL	320	5000	55980	44907	D1
8096PR4380EL	380	4000	64320	51520	D1
8096PR5380EL	380	5000	64976	52125	D1



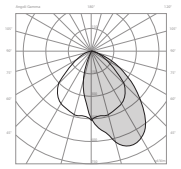
## mod/AR

### Optiche e diffusori

Riflettore asimmetrico in alluminio satinato.

### Louvers and diffusers

Matt satin asymmetric aluminium reflector.



IP65 850° IK08

Cod.	W-Tot.	%k	Lm (Tc=25°)	Lm (Output)	Dimension
8096AR4320EL	320	4000	55416	41776	D1
8096AR5320EL	320	5000	55980	42265	D1
8096AR4380EL	380	4000	64320	48489	D1
8096AR5380EL	380	5000	64976	49059	D1



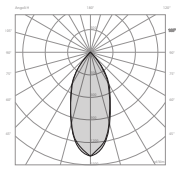
## mod/CR

### Optiche e diffusori

Riflettore concentrante in alluminio satinato.

### Louvers and diffusers

Matt satin narrow beam aluminium reflector.



IP65 850° IK08

Cod.	W-Tot.	%k	Lm (Tc=25°)	Lm (Output)	Dimension
8096CR4320EL	320	4000	55416	40209	D1
8096CR5320EL	320	5000	55980	40680	D1
8096CR4380EL	380	4000	64320	46671	D1
8096CR5380EL	380	5000	64976	47219	D1