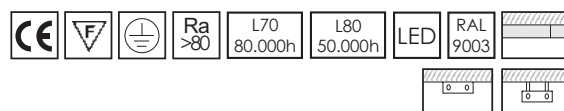




MODULO



Apparecchio a sospensione o a plafone in linea continua adatto per l'illuminazione di supermercati, aree commerciali ed industriali.

Costruito in lamiera d'acciaio zincato, verniciato con polvere poliestere bianca, completo di staffe per la sospensione, alimentatore elettronico 230V, morsettiera 5 poli con connessione automatica, adatto per la messa in linea continua.

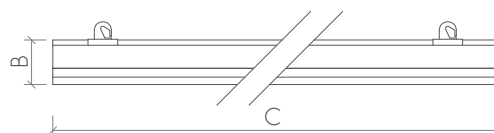
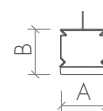
Prodotto costruito in conformità alle vigenti norme EN / IEC 60598-1:2008.

Suspended or surface fixture in continuous line usable to illuminate supermarket, commercial centre and industrial areas.

Galvanised stainless steel body, painted white polyester powder, complete of brackets for suspending, electronic ballast 230V, 5 poles terminal block with automatic connection for continuous line wiring.

Fitting manufactured according to EN / IEC 60598-1:2008 rules.

DIMENSIONS





OPTIONS



LM2096 LD2096 E12096 E32096 FL2096



GL2096 MC012096 MC022096

	A	B	C	Kg	mc		
D1	61	61	1140	2,5	0,050	1	60
D2	61	61	1425	3,0	0,060	1	60



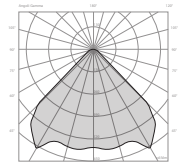
mod/SM

Ottiche e diffusori

Lenti in policarbonato, ottica simmetrica.

Louvers and diffusers

Polycarbonate lenses, symmetric diffusion.



IP20 850° IK08

Cod.	W-Tot.	°k	Lm (Tc=25°)	Lm (Output)	Dimension
2096SM4020EL	20	4000	3440	2838	D1
2096SM4038EL	38	4000	6100	5032	D1
2096SM4032EL	32	4000	5240	4323	D2
2096SM4062EL	62	4000	9400	7755	D2