



QUEEN IP65

Apparecchio a plafone con installazione a soffitto o sospensione.

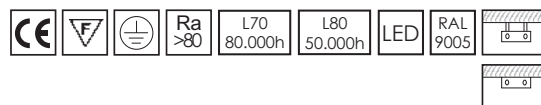
Costruito in lamiera d'acciaio, verniciato con polveri epossipoliesteri di colore bianco e antiingiallente, con pretrattamento di fosfatazione e sgrassaggio, alimentatore elettronico 230V.

Prodotto costruito in conformità alle vigenti norme EN / IEC 60598-1:2008.

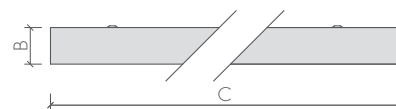

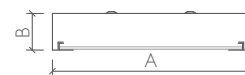
Ceiling surface or suspending fixture.

Stainless steel body, painted with white epoxy polyester powders anti-yellowing, with phosphate and degreasing pretreatment, electronic ballast 230V.

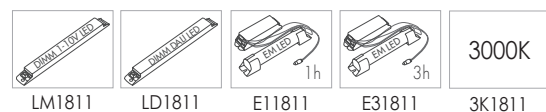
Sittings manufactured according to the EN / IEC 60598-1:2008 rules.



DIMENSIONS



OPTIONS



	A	B	C	Kg	mc		
D1	650	115	650	10,5	0,049	1	40
D2	350	115	1250	10,5	0,055	1	40



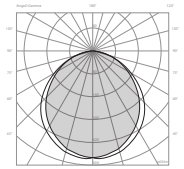
mod/QVS

Ottiche e diffusori

Vetro temperato satinato intelaiato con cornice in alluminio compreso di guarnizione per la tenuta stagna.

Louvers and diffusers

Sanded tempered glass slived into the aluminium frame c/w gasket to guarantee the IP65 rate.



IP65 960° IK08

Cod.	W-Tot.	°k	Lm (Tc=25°)	Lm (Output)	Dimension
1811QVS432EL	32	4000	5090	3206	D1



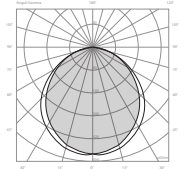
mod/RVS

Ottiche e diffusori

Vetro temperato satinato intelaiato con cornice in alluminio compreso di guarnizione per la tenuta stagna.

Louvers and diffusers

Sanded tempered glass slived into the aluminium frame c/w gasket to guarantee the IP65 rate.



IP65 960° IK08

Cod.	W-Tot.	°k	Lm (Tc=25°)	Lm (Output)	Dimension
1811RVS432EL	32	4000	5090	3206	D2