


DISCOVER
WHAT'S
NEW





NEW!

LUTEC
hybrid

SOLAR WITHOUT RISK
THE BEST OF BOTH WORLDS

SOLAR ENERGY + ELECTRIC ENERGY

- ✓ INNOVATIVE TECHNOLOGY
- ✓ ENERGY & COST SAVING
- ✓ NEVER BLACK OUT
- ✓ COMMON INSTALLATION
- ✓ AUTOMATIC SWITCH SOLAR TO ELECTRIC
- ✓ PERSONAL SETTINGS
- ✓ ALL REGIONS, NORDICS PROOF
- ✓ ENVIRONMENTAL FRIENDLY
- ✓ ALL SEASONS, WINTER PROOF
- ✓ 5 YEARS WARRANTY



BRIGHT LIGHTING
ALL NIGHT, ALL SEASONS

NO HASSLE, ALWAYS BRIGHT LIGHT WHEN YOU NEED IT


DURING DAYTIME

- Battery charging from high-efficiency solar panel
- Resulting charging level depending on weather and panel orientation



DURING NIGHT

- Bright LED light fueled by free solar energy from the battery
- Automatic switch to the electric net, when battery capacity reaches 10%



CONVENIENT SETTINGS ENHANCE YOUR PERSONAL COMFORT

MODELS WITH DUSK TO DOWN SENSOR

- Bright LED Light ON, from dusk to dawn
- Select your brightness level with High-Medium-Low Switch



MODELS WITH MOTION SENSOR

- Integrated Passive Infra Red (PIR) Motion Sensor
- Select your operational mode, with AUTO-DIM-ON Switch





ZELNA

wall

The ZELNA solar hybrid wall light, taking inspiration from the DOBLO design, offers a sustainable and stylish outdoor lighting solution in a sophisticated dark grey finish.



1	off
2	700lm H
3	300lm M
4	30lm L

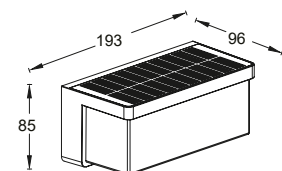
Dark Grey

6912401345



CLASS II
IP44
LED 10W
1*2200mAh 3.7V Li-ion battery
900 Lumen
Synthetics



Battery
Item nr:9759804000



FAST CONNECTION





INKA

wall

The INKA solar hybrid wall light stands out with its refined design, featuring a front-facing solar panel. This innovation allows for efficient solar power absorption while maintaining an aesthetically pleasing appearance, in combination with the possibility of traditional wiring.



1	off
2	700lm H
3	300lm M
4	60lm L

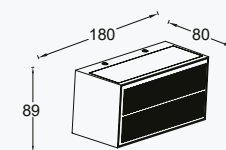
Dark Grey

6989101118



CLASS I
IP44
LED 10W
1*2200mAh 3.7V Li-ion battery
900 Lumen
Die Cast Aluminium

3000K

Battery
Item nr:9759804000



FAST CONNECTION





PRIMA

integrated panel

The PRIMA solar hybrid light, drawing inspiration from the CUBA design, features a compact and minimalistic build with a solar panel. This design combines the efficiency of solar power with traditional wiring, ensuring reliable illumination in a small and sleek package.



1	100times	AUTO
2	100times	DIM
3	10H	on
4		oFF

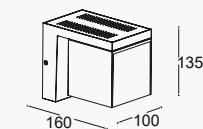
Dark Grey

6993801118

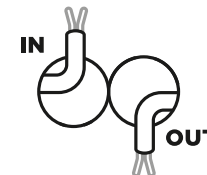

CLASS I
IP54
LED 10.5W
1*2200mAh 3.7V Li-ion battery
1000 Lumen
Die Cast Aluminium

3000K

Battery
Item nr:9759804000



FAST CONNECTION





COPPA

portable

The COPPA solar portable lamp is a stylish and eco-friendly lighting choice, featuring a sleek black finish complemented by woven rattan detailing. This cordless, solar-powered lamp combines aesthetics with portability, making it an elegant and versatile lighting option for your outdoor areas.



1	300lm	2.5h
2	150lm	5h
3	30lm	25h
4		oFF



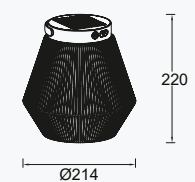
Matt Black

6933708330

CLASS III
IP44
LED 2.8W
1*1500mAh 3.7VDC Li-ion battery
300 Lumen
Synthetics



Battery
Item nr:9759808000





LINKO

integrated panel

Introducing the LINKO Solar Wall Light, a reliable solution for illuminating pathways with solar-powered efficiency. This fixture combines a sleek design, a PIR sensor for motion detection, and a built-in solar panel for eco-friendly pathway lighting.



1	60times	AUTO
2	60times	DIM
3	10H	on
4		oFF

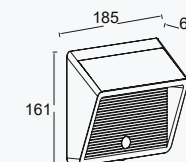
Matt Black

6912301335

CLASS III
IP44
LED 11.5W
1*1500mAh 3.7V Li-ion battery
900 Lumen
Synthetics

3000K



Battery
Item nr:9759808000



ARCHITECTURAL



LIGHT UP
YOUR GARDEN
IN **STYLE**



ROBLE

portable

The ROBLE outdoor LED lamp in black is not only efficient but also exceptionally portable. Its lightweight and cordless design makes it an ideal choice for illuminating various outdoor settings with ease and flexibility.



- | | | |
|---|-------|------|
| 1 | 100lm | 8.5h |
| 2 | | off |

Matt Black

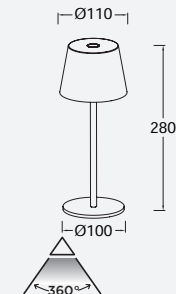
8500601012

CLASS III
IP54
LED 1.1W
100 Lumen
3.7V 2200mAh Li-ion battery
Die Cast Aluminium



3000K

Battery
Item nr:9759813000

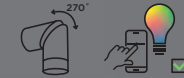




TUBON

wall

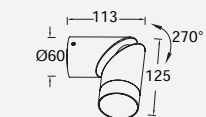
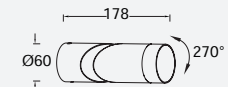
Meet the TUBON Outdoor Wall Light in Dark Grey, featuring a GU10 retrofit socket and a moveable light head. This versatile fixture offers a stylish yet functional solution for outdoor illumination, allowing you to direct light where it's needed most, all while adding a touch of elegance to your exterior space.



Dark Grey

5198501118

CLASS I
IP54
GU10 LED Max.7W
Die Cast Aluminium





KITE

wall

Introducing the KITE outdoor wall light, featuring an elongated design in a sophisticated dark grey finish. This fixture boasts a tall, upward-reaching structure, making it a striking addition to your outdoor space while providing ample illumination.



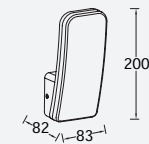
Dark Grey

5203301345

CLASS II
IP54
LED 8.8W
770 Lumen
Synthetics



3000K





STELA

wall

The STELA Outdoor Wall Light draws design inspiration from the well-known CUBA, offering a compact and a high light output solution for outdoor illumination. This fixture combines practicality and style to bring understated elegance to your exterior spaces.




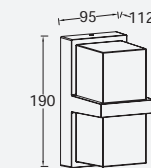
Dark Grey

5197401118



CLASS I
IP54
LED 14W
1100 Lumen
Die Cast Aluminium



3000K



FAST CONNECTION





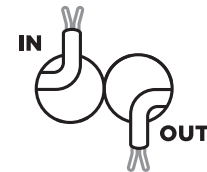

SHYNE

wall & bollard

The SHYNE family of lighting fixtures, all in a modern black finish, features E27 sockets for versatility. This collection includes two wall lights, a ceiling light, and a bollard, offering a coordinated and stylish lighting solution for your outdoor space.



FAST CONNECTION



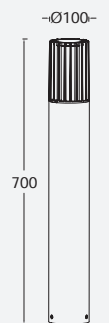
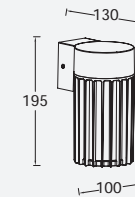
Matt Black

5212601012

CLASS I
IP54
E27 LED Max.25W
Die Cast Aluminium

7212601012

CLASS I
IP54
E27 LED Max.25W
Die Cast Aluminium





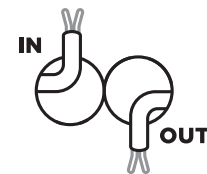

SHYNE

wall & ceiling

The SHYNE family of lighting fixtures, all in a modern black finish, features E27 sockets for versatility. This collection includes two wall lights, a ceiling light, and a bollard, offering a coordinated and stylish lighting solution for your outdoor space.



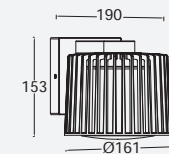
FAST CONNECTION



Matt Black

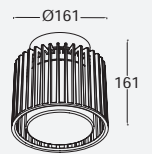
5197501012


CLASS I
IP54
E27 LED Max.25W
Die Cast Aluminium



6397501012

CLASS I
IP54
E27 LED Max.25W
Die Cast Aluminium





ZEBRA

wall

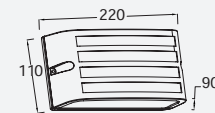
The ZEBRA outdoor wall light, featuring a dark grey finish and a distinctive striped design, incorporates an E27 socket. This fixture combines aesthetics with functionality, offering a stylish yet budget-friendly way to illuminate your outdoor space.




Dark Grey

5203501118

CLASS I
IP44
E27 LED Max.25W
Die Cast Aluminium





NILA

wall

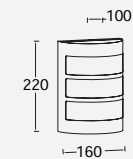
The NILA is a modern style bulkhead design, which is perfect for installation in entrance areas or on any other wall of the house. This outdoor luminaire provides a pleasant light intensity and the IP44 classification means it is weather resistant and suitable for outdoor use. Constructed from dark grey stainless steel with an E27 bulb socket. For energy-saving lighting, it is recommended to use an opal LED bulb which will also create an attractive lighting effect.



Dark Grey

5043104424


CLASS II
IP44
E27 Max.40W
Die Cast Aluminium



GEMINI

wall

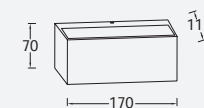
The modern-style GEMINI outdoor wall light is constructed from dark grey die cast aluminium, with a frosted glass diffuser. Designed for use with retrofit E27 lamps, such as G45 or T45, so you can choose the desired light effect you want to achieve on your wall. The compact width of 170mm means the GEMINI is convenient to install on any wall around the house.



Dark Grey

5602734118

CLASS I
IP44
E27 Max.40W
Die Cast Aluminium






LUPS



wall

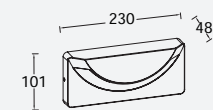
LUPS, in an elegant dark grey hue, is a playful lighting solution designed for pathways. Its whimsical design adds a touch of charm to outdoor spaces while efficiently illuminating walkways.



Dark Grey

6402801118

CLASS I
IP54
LED 14W
450 Lumen
Die Cast Aluminium


3000K



TRADITION

THERE'S A NEW
TRADITION





SPIRE

wall

The SPIRE outdoor wall lamp with E27 socket offers a classic and timeless design in black, characterized by its square form. This traditional fixture brings a touch of elegance and sophistication to your outdoor setting while providing functional and reliable lighting.



Matt Black

5290603012

CLASS I
IP44
E27 Max.10W
Die Cast Aluminium

