

# ASTRA TRIPODE

APPARECCHI TESTAPALO E SYSTEMS - POLE TOP LIGHT FITTINGS AND SYSTEMS



## LED

39W - 3000K - **4500 lm** - 220-240V 50/60Hz

## E27

max 33W

## MT-ME-ST-SE

MT-ME 70W - E27

SE 70W - E27

ST-SE 70W - E27

MT-ME 100W - E40

ST-SE-MT-ME 100W - E40

Lampada non inclusa

Lamp not included

■ Antracite - Anthracite

## CUT-OFF

Apparecchio cut-off per utilizzo su pali Ø60mm

Verniciatura a polvere con pretattamento speciale per esterni

Manutenzione ordinaria e straordinaria

semplificata da accesso al vano ottico

senza attrezzi

No tensione di rete all'apertura

dell'apparecchio tramite sezionatore

Diffusore in vetro piano temperato trasparente

Anello portante in pressofusione di alluminio

Anello cappello in pressofusione di alluminio

Cappello in lamiera zincata e verniciato con

apertura a cerniera (Astra Piano)

Cappello in tecnopolimero rinforzato verniciato

con apertura a cerniera (Astra Circo)

Tripode in acciaio zincato a caldo completo di

racordo Ø60mm in pressofusione di alluminio

Ottica simmetrica in termoindurente (Astra Circo)

Ottica asimmetrica in alluminio (Astra Piano)

Viteria in acciaio inox A2

Cut-off light fitting for use on Ø60mm pole tops

Polyester powder coating after a treatment

specific for weathering resistance

Tool-free simplified maintenance for accessing

optics compartment

Cut-out system when opening the light fitting

through disconnecting switch

Transparent flat tempered glass diffuser

Anodised and painted die-cast aluminium frame

Anodised and painted die-cast aluminium cap ring

Galvanised and painted plate cap with

hinged opening (Astra Piano)

Painted reinforced thermoplastic cap with

hinged opening (Astra Circo)

Hot galvanized steel tripod complete with Ø60mm

aluminium die-cast and painted joint

Thermoplastic symmetrical optics (Astra Circo)

Aluminium asymmetrical optics (Astra Piano)

A2 stainless steel screws

CE IP65 - IK08



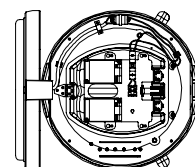
### ASTRA PIANO TRIPODE OTTICA ASIMMETRICA ASYMMETRICAL OPTICS

| Dimensioni<br>Dimensions | Potenza<br>Power       | Colore<br>Colour | Codice<br>Code | new |
|--------------------------|------------------------|------------------|----------------|-----|
| Ø530x840mm               | ■ 39W 3000K 4500Lm     | ■                | 1865.184S      | 1   |
| Ø530x840mm               | ■ * max 33W - E27      | ■                | 1865.101S      | 1   |
| Ø530x840mm               | ■ MT-ME 70W E27        | ■                | 1865.151S      | 1   |
| Ø530x840mm               | ■ SE 70W E27           | ▲                | 1865.152S      | 1   |
| Ø530x840mm               | ■ ST-SE 70W E27        | ▲                | 1865.153S      | 1   |
| Ø530x840mm               | ■ ST-SE-MT-ME 100W E40 | ■                | 1865.154S      | 1   |
| Ø530x840mm               | ■ MT-ME 100W E27       | ■                | 1865.160S      | 1   |

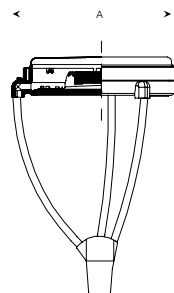


Dimensione Dimension  
\* (max Ø80 L210mm)

Lampada non inclusa  
Lamp not included



A0530  
B840



CE IP65 - IK08



### ASTRA CIRCO TRIPODE OTTICA ASIMMETRICA ASYMMETRICAL OPTICS

| Dimensioni<br>Dimensions | Potenza<br>Power       | Colore<br>Colour | Codice<br>Code |
|--------------------------|------------------------|------------------|----------------|
| Ø530x840mm               | ■ * max 33W - E27      | ■                | 1855.101M      |
| Ø530x840mm               | ■ MT-ME 70W E27        | ■                | 1855.151M      |
| Ø530x840mm               | ■ SE 70W E27           | ▲                | 1855.152M      |
| Ø530x840mm               | ■ ST-SE 70W E27        | ▲                | 1855.153M      |
| Ø530x840mm               | ■ ST-SE-MT-ME 100W E40 | ■                | 1855.154M      |
| Ø530x840mm               | ■ MT-ME 100W E27       | ■                | 1855.160M      |

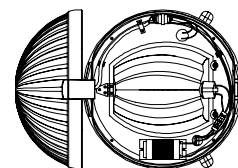
### ASTRA CIRCO TRIPODE OTTICA SIMMETRICA SYMMETRICAL OPTICS

| Dimensioni<br>Dimensions | Potenza<br>Power       | Colore<br>Colour | Codice<br>Code |
|--------------------------|------------------------|------------------|----------------|
| Ø530x840mm               | ■ * max 33W - E27      | ■                | 1857.101M      |
| Ø530x840mm               | ■ MT-ME 70W E27        | ■                | 1857.151M      |
| Ø530x840mm               | ■ SE 70W E27           | ▲                | 1857.152M      |
| Ø530x840mm               | ■ ST-SE 70W E27        | ▲                | 1857.153M      |
| Ø530x840mm               | ■ ST-SE-MT-ME 100W E40 | ■                | 1857.154M      |
| Ø530x840mm               | ■ MT-ME 100W E27       | ■                | 1857.160M      |



Dimensione Dimension  
\* (max Ø80 L210mm)

Lampada non inclusa  
Lamp not included



A0530  
B980

