

# CAREZZA SYSTEM

PALI - POLES



DRITTO



ROVESCIAIO

■ Nero - Black

Palo cilindrico Ø60mm, completo di bracci diritti e rovesciati con viteria di connessione per fissaggio 1/2/3 bracci e versione a muro  
 Utilizzo diffusori Ø300mm  
 Braccio tubolare Ø28mm in acciaio zincato a caldo 75µm UNI EN 1461  
 Raccordo Ø60mm in tecnopolimero rinforzato  
 Verniciatura a polvere con pretattamento speciale per esterni  
 Viteria in acciaio inox A2

### Palo interrato - System A

Palo cilindrico Ø60x3000mm in acciaio zincato a caldo 75µm UNI EN 1461

### Palo flangiato - System B

Palo cilindrico Ø60x3000mm completo di flangia in acciaio zincato a caldo 75µm UNI EN 1461  
 Flangia 200x200mm spessore 8mm in acciaio zincato a caldo 75µm UNI EN 1461

Cylindrical pole Ø60mm, upright and downlight installation with connection screws for fixing 1/2/3 brackets or wall version

To be used with diffusers Ø300mm max  
 Hot dipped galvanized Ø28mm steel tubular bracket 75µm UNI EN 1461

Reinforced thermoplastic connection Ø60mm  
 Polyester powder coating after a treatment specific for weathering resistance

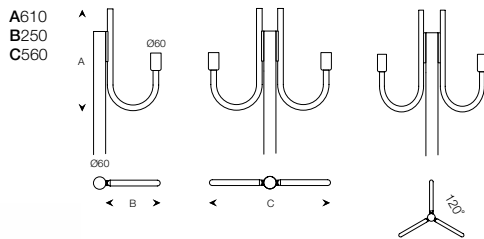
A2 stainless steel screws

### Buried pole - System A


Cylindrical pole Ø60x3000mm for ground fixing made of hot-dip galvanized steel 75µm UNI EN 1461

### Flanged pole - System B

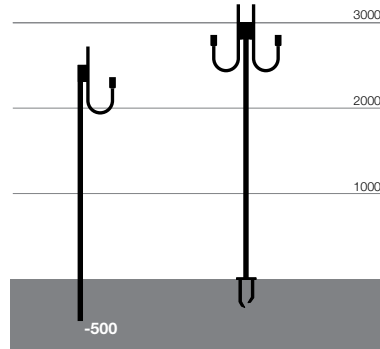
Cylindrical pole Ø60x3000mm for for plinth/floor fixing complete with flange made of hot-dip galvanized steel 75µm UNI EN 1461  
 200x200mm flange, 8mm thick made of hot-dip galvanized steel 75µm UNI EN 1461



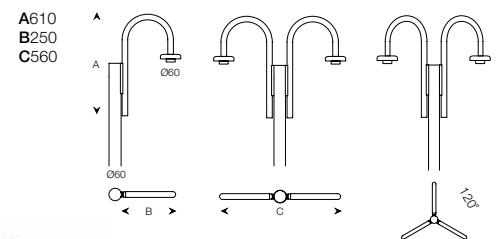
Palo a norme DIN  
 Pole conforming to DIN norms



Ø60mm



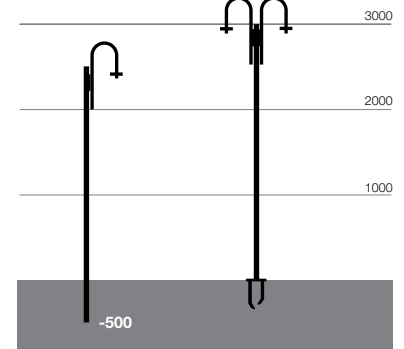
System A System B



Palo a norme DIN  
 Pole conforming to DIN norms



Ø60mm



System A System B

## MONTAGGIO DIRITTO - UPLIGHT INSTALLATION

### PARETE WALL FIXING

| Dimensioni<br>Dimension | Luci<br>Lights | Colore<br>Colour | Codice<br>Code | 📦 |
|-------------------------|----------------|------------------|----------------|---|
| 610x250mm               | 1              | ■                | 1000.200N      | 1 |

### SYSTEM A BURIED POLE

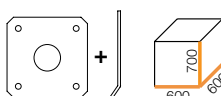
| Altezza totale<br>Total height | Altezza fuori terra<br>Total ground height | Luci<br>Lights | Colore<br>Colour | Codice<br>Code | 📦 |
|--------------------------------|--|----------------|------------------|----------------|---|
| 3000mm                         | 2500mm                                     | 1              | ■                | 1119.100N      | 1 |
| 3000mm                         | 2500mm                                     | 2              | ■                | 1119.200N      | 1 |
| 3000mm                         | 2500mm                                     | 3              | ■                | 1119.300N      | 1 |

### SYSTEM B FLANGED POLE

|        |        |   |   |           |   |
|--------|--------|---|---|-----------|---|
| 3000mm | 3000mm | 1 | ■ | 1123.100N | 1 |
| 3000mm | 3000mm | 2 | ■ | 1123.200N | 1 |
| 3000mm | 3000mm | 3 | ■ | 1123.300N | 1 |

Kit controflangia 200x200x3mm e tirafondi M14x330mm obbligatorio  
 Compulsory counter flange 200x200x3mm and anchor bolt M14x330mm kit

| Codice<br>Code | 📦 |
|----------------|---|
| 4000.0001      | 1 |



Plinto consigliato  
 Suggested plinth  
 600x600x700mm

## MONTAGGIO ROVESCIAIO - DOWNLIGHT INSTALLATION

### PARETE WALL FIXING

| Dimensioni<br>Dimension | Luci<br>Lights | Colore<br>Colour | Codice<br>Code | 📦 |
|-------------------------|----------------|------------------|----------------|---|
| 515x370mm               | 1              | ■                | 1000.300N      | 1 |

### SYSTEM A BURIED POLE

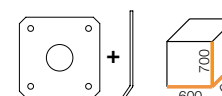
| Altezza totale<br>Total height | Altezza fuori terra<br>Total ground height | Luci<br>Lights | Colore<br>Colour | Codice<br>Code | 📦 |
|--------------------------------|--|----------------|------------------|----------------|---|
| 3000mm                         | 2500mm                                     | 1              | ■                | 1119.1R0N      | 1 |
| 3000mm                         | 2500mm                                     | 2              | ■                | 1119.2R0N      | 1 |
| 3000mm                         | 2500mm                                     | 3              | ■                | 1119.3R0N      | 1 |

### SYSTEM B FLANGED POLE

|        |        |   |   |           |   |
|--------|--------|---|---|-----------|---|
| 3000mm | 3000mm | 1 | ■ | 1123.1R0N | 1 |
| 3000mm | 3000mm | 2 | ■ | 1123.2R0N | 1 |
| 3000mm | 3000mm | 3 | ■ | 1123.3R0N | 1 |

Kit controflangia 200x200x3mm e tirafondi M14x330mm obbligatorio  
 Compulsory counter flange 200x200x3mm and anchor bolt M14x330mm kit

| Codice<br>Code | 📦 |
|----------------|---|
| 4000.0001      | 1 |



Plinto consigliato  
 Suggested plinth  
 600x600x700mm