

## expand the experience

Add the WiFi LUTEC Connect Access Box to the Bluetooth mesh eco-system. Allows the connection of the Bluetooth mesh ecosystem with your Wifi router at home.

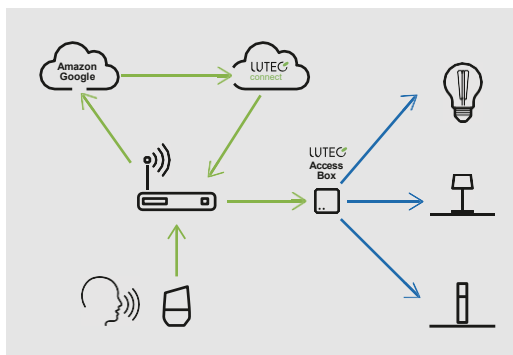
The complete LUTEC Connect lighting portfolio is Voice Control Compatible



Hey Google,  
turn on the light!



Alexa, change  
the light in blue!



Via Cloud access you can control all the devices in your LUTEC Connect lighting network from anywhere out of home.

## access box

### accessories

Small in size, it can be easily installed. Even if this accessory is not essential for the proper functioning of the complete system, it is however necessary to access certain functionalities such as voice control but also the programming of one or more lamps over time or according to a particular condition such as the weather.



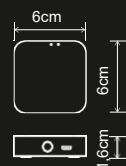
### smart lighting technology



970440 1361

● WHITE

gateway  
Plastic

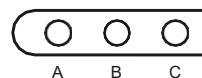

  
Click to turn  
on/o the light

  
Rotate to change  
the brightness

  
Press and rotate to  
change the color  
temperature

  
Long press  
to change the mode  
warm white  
cold white  
night light  
party

### Function Buttons A/B/C



1. Long press to add the device to the group
2. Short press to activate and control group devices
3. Long press knob and button A to reset the device

## smart switch

### accessories

Very ingenious, this accessory can be easily attached thanks to its 3M self-adhesive system. No need to connect to the electrical network, it allows you to switch on and off with a single click or to vary the intensity and temperature of the lamps in a room or in a zone defined in the application. 3 zones are possible A, B, C allowing a wide coverage, for example the lamps of the room where the switch is installed, the exterior lighting or a complete zone such as a ground or a complete floor.



### smart lighting technology



970620 1361

● WHITE

Smart switch  
Plastic

