




▶ "Also available in **LUTEC connect** version" see page 357



QUBO

wall

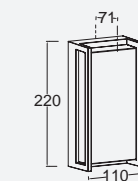

Wall light creating a stunning atmosphere while making an architectural statement. Ideal for general lighting around your house, in your garden or on your terrace. Also available with fully adjustable PIR motion sensor.



Dark Grey

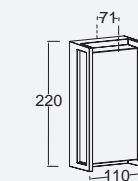
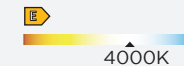
519300118

CLASS I
IP54
LED 17.3W
1100 Lumen
Die Cast Aluminium



519301318

CLASS I
IP54
LED 17.3W
1300 Lumen
Die Cast Aluminium



519300218

CLASS I
IP54
LED 14W
800 Lumen
Die Cast Aluminium

