

MINI INCAS

Apparecchio calpestabile da incasso a pavimento. Corpo interno in alluminio pressofuso, corpo esterno in policarbonato, vetro temperato trasparente spessore 8 mm, guarnizione in silicone, tensione di rete 220-240V, 50/60 Hz. Prodotto costruito in conformità alle vigenti norme EN / IEC 60598-1:2018.

Ground recessed walkable fixture. Die cast aluminium internal body, polycarbonate external body, 8 mm thickness tempered transparent glass, silicone gasket, main voltage 220-240V, 50/60 Hz. Manufactured in accordance with EN / IEC 60598-1:2018.



INSTALLAZIONE / INSTALLATION



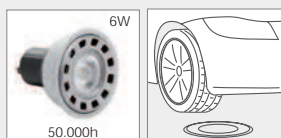
CARATTERISTICHE / MAIN FEATURES

| | 220 V_≈ 240 | -25°C / +45°C | IP67 | IK07 | RG0 | CRI >80 | 3 step MacAdam | <10% LOW flicker | L70-B50 >60.000h |

CODIFICA / CODING

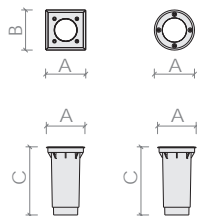
Art.	+	Mod.	+	°K (CRI)	+	W. tot.	+	Options
7045		LDR		30 = 3000°K (CRI >80)		6		TD = on/off
		LDQ		40 = 4000°K (CRI >80)				

	A	B	C	Kg	mc	
D1	110	-	177	1,30	0,005	80
D2	100	100	177	1,30	0,005	80



Δ LUMEN

3000°K (CRI >80) = **-2.00%**
 4000°K (CRI >80) = **standard**

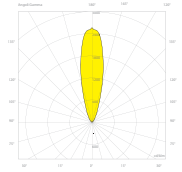


Mod. LDR



Copertura cornice rotonda in acciaio inox

Stainless steel round cover frame



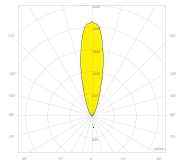
W tot.	n° Led	K°	Lm LED	Lm OUTPUT	Lm/W	replace	dimension
6	1	4000	730	547	91	1x35W GU10	D1

Mod. LDQ



Copertura cornice quadrata in acciaio inox

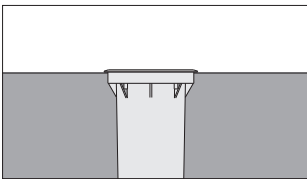
Stainless steel square cover frame



W tot.	n° Led	K°	Lm LED	Lm OUTPUT	Lm/W	replace	dimension
6	1	4000	730	547	91	1x35W GU10	D1

INSTALLAZIONE / INSTALLATION

Incasso calpestabile
Walkable recessed



Apparecchio adatto per installazione ad incasso a terra.

Recessed ground installation.



ACCESSORI / ACCESSORIES



ACC073 Cassaforma di ricambio
Spare formwork

ACC073