

POLAR 1 (multiled)

Proiettore per interni ed esterni. Corpo in alluminio pressofuso verniciato con polvere termoindurente poliestere anticorrosione colore silver, vetro temperato trasparente spessore 4 mm, guarnizione in silicone, driver elettronico 220-240V 50/60Hz. Prodotto in conformità alle vigenti norme EN / IEC 60598-1:2018.

Indoor and outdoor floodlight. Die cast aluminium body, coated with polyester anticorrosion powder, silver color, 4 mm thick tempered transparent glass, silicon gasket, electronic driver 220-240V 50/60Hz. Manufactured in accordance with EN / IEC 60598-1:2018.



INSTALLAZIONE / INSTALLATION



Ball Test
DIN 18032-3

Dotazione

Cavo in neoprene H07RN-F 3x1mm² già cablato, lunghezza 1000mm.
Surge Protection da 10kV incluso.

Equipment

1000mm long H07RN-F 3x1mm² neoprene cable included.
10kV Surge Protection.



Δ LUMEN

3000°K (CRI >80) = **-6.25%**
4000°K (CRI >80) = **standard**
5000°K (CRI >80) = **+0.50%**
6500°K (CRI >80) = **-6.25%**

CARATTERISTICHE / MAIN FEATURES

LED | CE | 220-240 V_~ | -25°C / +45°C | IP66 | IK08 | RG0 | CRI >80 | 3 step MacAdam | <7% LOW flicker | L80-B20 >50.000h | L80-B50 >70.000h | A++

CODIFICA / CODING

Art.	+	Mod.	+ °K (CRI)	+ W. tot.	+ Options
7036		S9	30 = 3000°K (CRI >80)	30	GL = on/off
		M6	40 = 4000°K (CRI >80)	40	GM = 1-10v
		C3	50 = 5000°K (CRI >80)	50	GD = dali
		A5	65 = 6500°K (CRI >80)		GV = vetro infrangibile / shatterproof glass
		A6			GA = vetro acidato / acid-etched glass

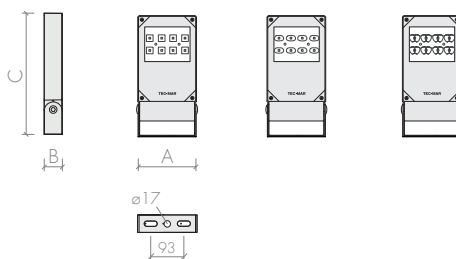
DIMENSIONI / DIMENSIONS

	A	B	C	Kg	mc		
D1	155	45	325	2,4	0,003	70	0,051 m ²

D9 - M6 - C3

A5

A6





Mod. S9

Ottica

Ottica simmetrica 90° in PMMA ad alto rendimento.

Optic

90° wide beam high performance PMMA optics.



W tot.	°K - CRI	n° Led	LUMEN LED	LUMEN OUTPUT	Lm/W	replace	dimension
30	4000K - CRI>80	8	4750	4025	134	70W JM/SAP	D1
40	4000K - CRI>80	8	5736	4860	122	70W JM/SAP	D1
50	4000K - CRI>80	8	6050	5126	103	100W JM	D1



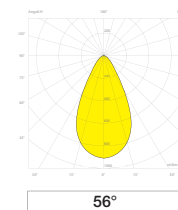
Mod. M6

Ottica

Ottica media 56° in PMMA ad alto rendimento.

Optic

56° medium beam high performance PMMA optics.



W tot.	°K - CRI	n° Led	LUMEN LED	LUMEN OUTPUT	Lm/W	replace	dimension
30	4000K - CRI>80	8	4750	3981	133	70W JM/SAP	D1
40	4000K - CRI>80	8	5736	4806	120	70W JM/SAP	D1
50	4000K - CRI>80	8	6050	5069	101	100W JM	D1



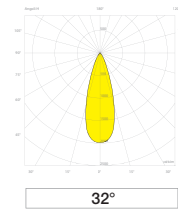
Mod. C3

Ottica

Ottica concentrante 32° in PMMA ad alto rendimento.

Optic

32° narrow beam high performance PMMA optics.



W tot.	°K - CRI	n° Led	LUMEN LED	LUMEN OUTPUT	Lm/W	replace	dimension
30	4000K - CRI>80	8	4750	4003	133	70W JM/SAP	D1
40	4000K - CRI>80	8	5736	4833	121	70W JM/SAP	D1
50	4000K - CRI>80	8	6050	5097	102	100W JM	D1



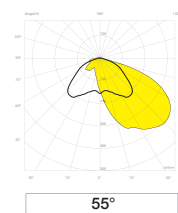
Mod. A5

Ottica

Ottica asimmetrica 55° in PMMA ad alto rendimento.

Optic

55° asymmetric optic in high performance PMMA.



W tot.	°K - CRI	n° Led	LUMEN LED	LUMEN OUTPUT	Lm/W	replace	dimension
30	4000K - CRI>80	8	4750	3937	131	70W JM/SAP	D1
40	4000K - CRI>80	8	5736	4753	119	70W JM/SAP	D1
50	4000K - CRI>80	8	6050	5013	100	100W JM	D1

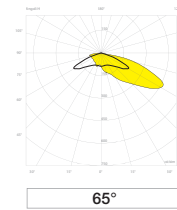
Mod. A6

Ottica

Ottica asimmetrica 65° in PMMA ad alto rendimento.

Optic

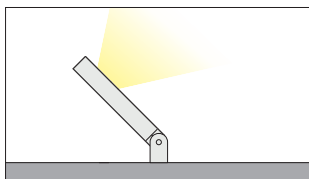
65° asymmetric optic in high performance PMMA.



W tot.	°K - CRI	n° Led	LUMEN LED	LUMEN OUTPUT	Lm/W	replace	dimension
30	4000K - CRI>80	8	4750	3893	130	70W JM/SAP	D1
40	4000K - CRI>80	8	5736	4700	118	70W JM/SAP	D1
50	4000K - CRI>80	8	6050	4957	100	100W JM	D1

INSTALLAZIONE / INSTALLATION

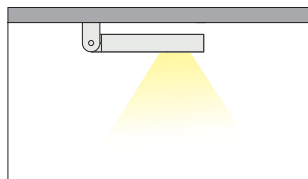
Installazione a terra
Ground installation



Apparecchio adatto per installazione a terra

Ground installation

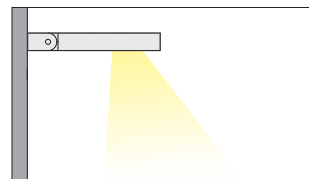
Installazione a soffitto
Ceiling installation



Apparecchio adatto per installazione a plafone

Surface mounting installation

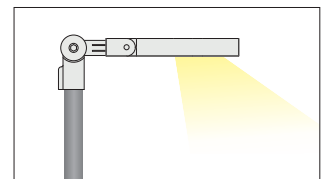
Installazione a parete
Wall installation



Apparecchio adatto per installazione a parete

Wall installation

Installazione a palo
Pole installation



Apparecchio adatto per installazione su palo Ø60mm (ACC097)

Top pole installation Ø60mm (ACC097)

ACCESSORI / ACCESSORIES



ACC068 Connettore stagno IP66 per connessione 2P+E (16A - 400V). Colore grigio. IP66 waterproof connector, 2P + E (16A - 400V). Color: grey.

ACC069 Connettore stagno IP66 per connessione 2P+E (16A - 400V). Colore nero. IP66 waterproof connector, 2P + E (16A - 400V). Color: black.

ACC070 Connettore stagno IP66 per connessione 4P+E (16A - 400V). Colore grigio. IP66 waterproof connector, 4P + E (16A - 400V). Color: grey.

ACC071 Connettore stagno IP66 per connessione 4P+E (16A - 400V). Colore nero. IP66 waterproof connector, 4P + E (16A - 400V). Color: black.

ACC097 Attacco palo regolabile per proiettori verniciato silver. Diametro palo 60 mm. Floodlights adjustable pole bracket, silver color. Pole diameter: 60 mm.

ACC138 Griglia di protezione 160 x 230 mm
160 x 230 mm protection grid

ACC158 Staffa con trattamento marino resistente alle nebbie saline
Bracket with marine treatment resistant to saline fog

