

# DEA

Apparecchio stagno a plafone con installazione a soffitto, parete, canale a sospensione. Costruito in estrusione di policarbonato autoestinguente V2, riflettore porta componenti in lamiera preverniciata di colore bianco, tappi di chiusura in policarbonato sigillato con guarnizione siliconica con sportello per ispezione, driver elettronico 220-240V 50/60Hz. Prodotto costruito in conformità alle vigenti norme EN / IEC 60598-1:2018.

Waterproof ceiling or wall mounted or suspended fixture. Extruded V2 auto-extinguishing polycarbonate body, with component support reflector in prepainted white steel and polycarbonate caps, sealed with inspection door, electronic driver 220-240V 50/60Hz. Manufactured in accordance with EN / IEC 60598-1:2018.



## INSTALLAZIONE / INSTALLATION



## CARATTERISTICHE / MAIN FEATURES

| | 220 V<sub>≈</sub> 240 | | -25°C | IP66 | IK08 | RG0 | CRI >80 | 3 step MacAdam | <3% flicker FREE | L90-B10 >60.000h | L80-B50 >100.000h | **A++**

## CODIFICA / CODING

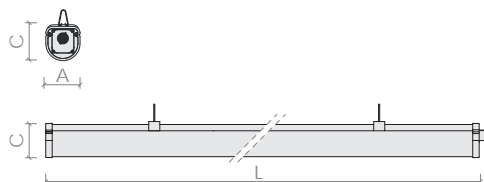
Art.	+	Mod.	+	°K (CRI)	+	W. tot.	+	Options
2056		LD		30 = 3000°K (CRI >80)	10	50		EL = on/off
				40 = 4000°K (CRI >80)	22	51		LM = 1-10v
				50 = 5000°K (CRI >80)	23	60		LD = dali
				65 = 6500°K (CRI >80)	28	62		D1 = dali + em. 1h
				49 = 4000°K (CRI >90)	37	68		E1 = em. 1h
					46	72		E3 = em. 3h
								FC = fila continua/continuous row

## DIMENSIONI / DIMENSIONS

	A	L	C	Kg	mc	
<b>D1</b>	92	605	92	1,3	0,008	120
<b>D2</b>	92	1155	92	2,2	0,012	100
<b>D3</b>	92	1455	92	3,5	0,018	80

## Δ LUMEN

3000°K (CRI >80) =	<b>-5.15%</b>
4000°K (CRI >80) =	<b>standard</b>
5000°K (CRI >80) =	<b>+1.46%</b>
6500°K (CRI >80) =	<b>0%</b>
4000°K (CRI >90) =	<b>-15.08%</b>





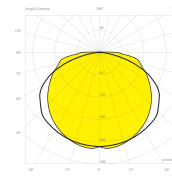
## Mod. LD

### Ottica

Corpo unico in policarbonato opale lucido estruso.

### Optic

Extruded satin opal polycarbonate body.



150°

### Dotazione

Sistema di fissaggio a plafone o sospensione a clip incluso. Cablaggio esterno tramite connettore rapido a pannello.

### Equipment

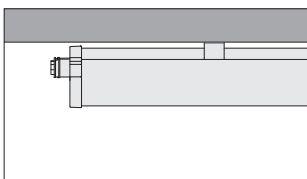
Surface or suspension clip mounting system included. External wiring via panel quick connector.



W tot.	°K - CRI	n° Led	LUMEN LED	LUMEN OUTPUT	Lm/W	replace	L (mm)
10	4000K - CRI>80	1x32	1347	1091	109	1x18W fluo	605
22	4000K - CRI>80	1x64	3320	2689	122	2x18W fluo	605
23	4000K - CRI>80	1x64	3372	2731	119	1x36W fluo	1155
28	4000K - CRI>80	1x80	4438	3594	128	1x58W fluo	1455
37	4000K - CRI>80	1x128	6109	4948	134	2x36W fluo	1155
46	4000K - CRI>80	1x128	8142	6595	143	2x54W fluo	1155
50	4000K - CRI>80	1x128	8208	6648	133	2x54W fluo	1155
51	4000K - CRI>80	1x160	8038	6510	128	2x49W fluo	1455
60	4000K - CRI>80	1x160	9249	7491	125	2x58W fluo	1455
62	4000K - CRI>80	1x160	11019	8925	144	2x58W fluo	1455
68	4000K - CRI>80	1x160	11152	9033	133	2x80W fluo	1455
72	4000K - CRI>80	1x160	11856	9603	133	2x80W fluo	1455

## INSTALLAZIONE / INSTALLATION

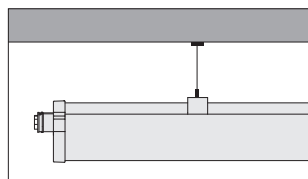
### Installazione a plafone Surface mounting installation



Apparecchio adatto per installazione a plafone.

Surface mounting installation.

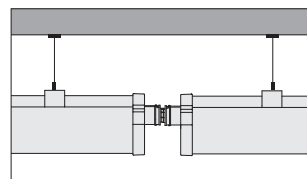
### Installazione a sospensione Suspended installation



Apparecchio adatto per installazione a sospensione.

Suspended installation.

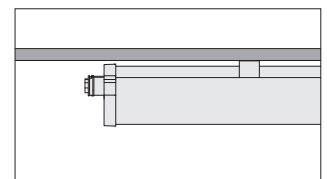
### Installazione in fila continua Continuous row installation



Apparecchio adatto per installazione in fila continua (Opzione FC).

Continuous row installation (FC option).


### Installazione a blindosbarra Busbar installation



Apparecchio adatto per installazione a blindosbarra.

Busbar installation.

## ACCESSORI / ACCESSORIES



**ACC019** Sensore per apparecchi industriali DALI  
Sensor for DALI industrial fixtures

**ACC036** Telecomando per sensori industriali (opzionale)  
Remote control for industrial sensors (optional)

**ACC132** Multisensore di luminosità e movimento IP65 wireless 868 MHz per apparecchi DALI per altezze fino a 17m. (Regola fino a 32 apparecchi con ACC134).  
Brightness and movement wireless multi sensor 868 MHz for DALI fixture IP65 for heights up to 10m. (Up to 32 fixtures with ACC134).

**ACC133** Multisensore di luminosità e movimento IP65 wireless 868 MHz per apparecchi DALI per altezze fino a 10m. (Regola fino a 32 apparecchi con ACC134).  
Brightness and movement wireless multi sensor 868 MHz for DALI fixture IP65 for heights up to 10m. (Up to 32 fixtures with ACC134).

**ACC134** Nodo IP65 per controllo wireless 868MHz di apparecchi DALI IP65. (da accoppiare con ACC132 o ACC133). Da installare su singolo apparecchio.  
Node for 868MHz wireless control of DALI fixture IP65. (with ACC132 or ACC133). Installed on single fixture.

**ACC135** Gateway portatile per la configurazione dei dispositivi wireless 868 MHz.  
Gateway for wireless sensor configuration 868 MHz.