



mains

bollard

The MAINS bollard socket light, with integrated Cloud access box, facilitates away-from-home control for all the devices in your LUTEC connect network. Convenient full control with the LUTEC connect App including Timer function. Or basic touch control with light on/off button. Comes with two side-earth sockets. Total power supply up to 3500W.



smart lighting technology

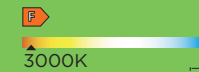
Bluetooth MESH + WiFi



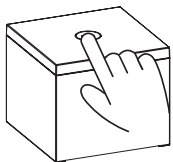
Matt Black

7202201012

CLASS I
IP44
LED 11W
750 Lumen
16A - Max. 3500W
Die Cast Aluminium

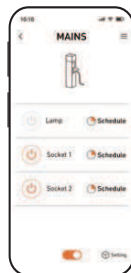


touch control



Light on/off

app control



timer function

