

Delux 180° Maxi

Technical details

- Led's luminaire 752mm high, complete with base for plinth/floor installation
- Preset for installation on a Ø60mm pole
- Polyester powder coating after specific weathering resistance treatment
- N°76 LED's and PCB in IMS
- LED's circuit mains powered
- A2 stainless steel screws

Top cover

- Anodised and painted die-cast aluminium top cover

Wiring compartment

- Wiring compartment in reinforced thermoplastic
- PG9 plastic cable gland complete with osmotic valve for leakage of air and humidity

Diffuser

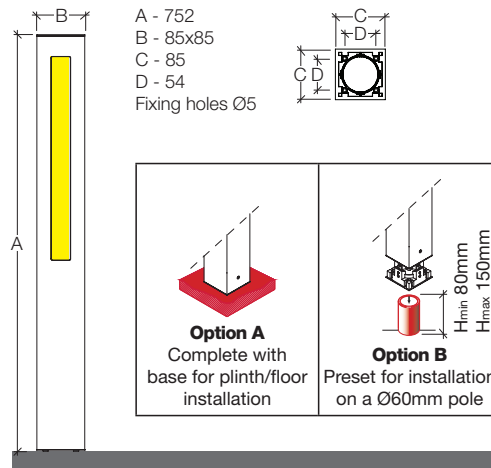
- Non yellowing traslucent PMMA (acrylic) diffuser

Housing

- Anodised and painted extruded aluminium housing

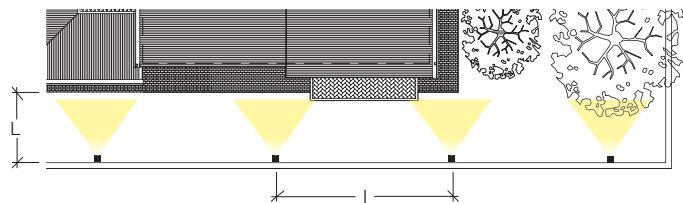
Base

- Reinforced thermoplastic base for plinth/floor installation, or for installation on a Ø60mm pole






L = Width (m)
I = Pole spacing (m)
Emed = Average illuminance (Lux)
Emin = Minimum illuminance (Lux)

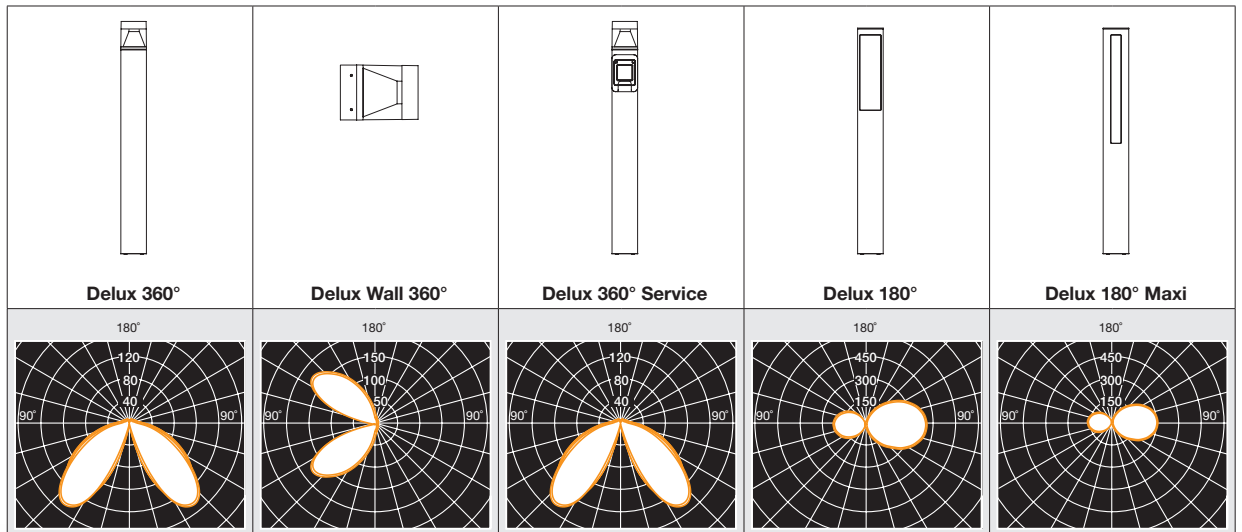
	L m	I m	Emed Lux	Emin Lux
10W	2,5	5	20	4




K/Power	Rust	Metallic grey RAL 9006	Anthracite RAL 7016 textured	
● 4000K - 10W	1023.182J	1023.182M	1023.182S	1
● 3000K - 10W	1023.184J	1023.184M	1023.184S	1



		
Rust	Metallic grey RAL 9006	Anthracite RAL 7016 textured



Wall installation		--		--	--	--	--	--	--	--	
Ground installation			--								
Complying ECC standards											
Insulation class											
Voltage		220-240V 50/60Hz		220-240V 50/60Hz		220-240V 50/60Hz		220-240V 50/60Hz		220-240V 50/60Hz	
Step MacAdam		3		3		3		3		3	
Life time		L70/B50>54Kh-Tc 105°C		L70/B50>54Kh-Tc 105°C		L70/B50>60Kh-Tc 105°C		L70/B50>60Kh-Tc 105°C		L70/B50>60Kh-Tc 105°C	
Colour temperature		3000K	4000K	3000K	4000K	3000K	4000K	3000K	4000K	3000K	4000K
Luminaire output		10W 663 lm	10W 663 lm	10W 663 lm	10W 663 lm	10W 663 lm	10W 663 lm	10W 869 lm	10W 869 lm	10W 710 lm	10W 710 lm
IP (Protection degree)		IP65		IP65		IP55		IP65		IP65	
IK (Impact resistance)		IK04		IK04		IK04		IK06		IK06	
Year warranty											
Photobiological risk											
Pre-wired with:		15cm cable H05RN-F 3x0,75mm ²		90cm cable H05RN-F 3x0,75mm ²		15cm cable H05RN-F 3x0,75mm ²		25cm cable H05RN-F 2x0,75mm ²		25cm cable H05RN-F 2x0,75mm ²	
CRI		≥80		≥80		≥80		≥80		≥80	
Connector IP68 CS093000 (linear) and CS093001 ("T"-3 ways) not included											
		The "T"-3 ways and linear IP68 connector can be placed inside the luminaire		The "T"-3 ways and linear IP68 connector cannot be placed inside the luminaire		The "T"-3 ways and linear IP68 connector can be placed inside the luminaire		The "T"-3 ways and linear IP68 connector can be placed inside the luminaire		The "T"-3 ways and linear IP68 connector can be placed inside the luminaire	



							
Delux 90°		Delux Indi		Delux Service		Delux Round	
							
--		--		--		--	
✓		✓		✓		✓	
✓		✓		✓		✓	
				--			
220-240V 50/60Hz		220-240V 50/60Hz		--		220-240V 50/60Hz	
3		3		--		3	
L70/B50>60Kh - Tc 105°C		L90/B50>50Kh - Tc 105°C		--		L70/B50>54Kh - Tc 105°C	
 3000K	 4000K	 3000K	 4000K	--		 3000K	 4000K
15W 969 lm	15W 969 lm	8,4W 572 lm	8,4W 589 lm	--		10W 663 lm	10W 663 lm
IP65		IP65		IP55		IP65	
IK03		IK06		--		IK04	
✓		✓		✓		✓	
✓		✓		--		✓	
25cm cable H05RN-F 3x0,75mm ²		25cm cable H05RN-F 2x0,75mm ²		--		15cm cable H05RN-F 3x0,75mm ²	
≥80		≥80		--		≥80	
							
The "T"-3 ways and linear IP68 connector can be placed inside the luminaire		The "T"-3 ways and linear IP68 connector can be placed inside the luminaire		The "T"-3 ways and linear IP68 connector can be placed inside the luminaire		The "T"-3 ways and linear IP68 connector can be placed inside the luminaire	

Technical details

OUTDOOR RESIDENTIAL
LUMINAIRE