

Rigo

Technical details

- Cylindrical pole $\varnothing 60\text{mm}$ for ground fixing and pole top installation on $\varnothing 60\text{mm}$ luminaires
- PVC outer covering with striped finish in black colour
- Galvanized steel inside



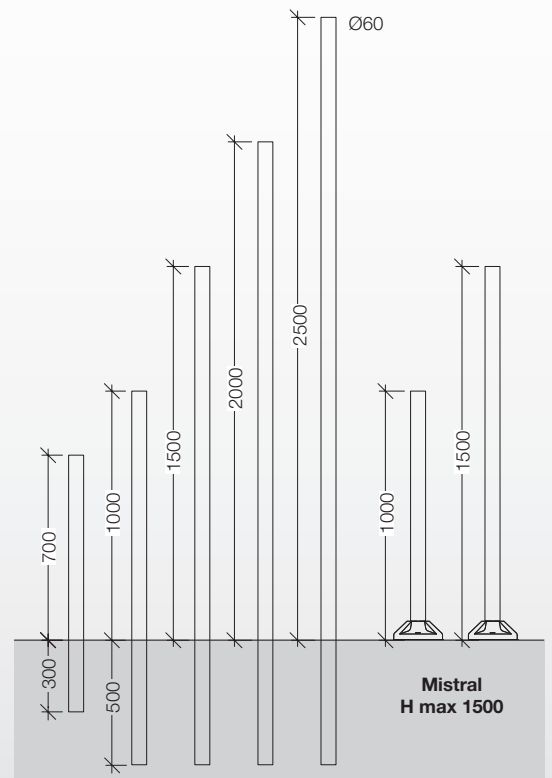
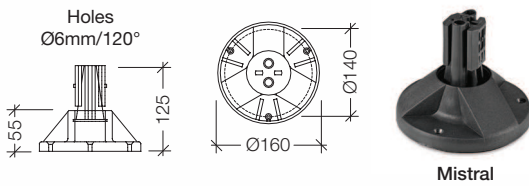
Mistral base for plinth/floor fixing

- Base for fixing directly to concrete or flooring, suitable for $\varnothing 60\text{mm}$ poles
- Tightening from within through adjustable expanders
- Reinforced thermoplastic housing
- Reinforced thermoplastic tightening expanders
- A2 stainless steel screws


Total height	Black	
1000mm	1409.200N	6
1500mm	1409.300N	6
2000mm	1409.400N	6
2500mm	1409.500N	6
3000mm	1409.600N	6

Mistral

Dimensions	Black	
$\varnothing 160\text{mm}$	1480.000N	10



Luminaire/Poles									
	Full Black	Full Color	Rigo	Toce	Piave	Stud System	Stud Solar System	Oracolo Wall System	New Stelo TP Wall System
Edge Head-pole	--	--	--	--	✓	--	--	--	--
Challenge Basic Head-pole	--	--	--	--	✓	--	--	--	--
Discovery Head-pole	--	--	--	--	✓	--	--	--	--
Discovery Side entry	--	--	--	--	✓	--	--	--	--
Cd Led	--	--	--	✓	✓	--	--	--	--
Stud Led	--	--	--	--	--	✓	--	--	--
Stud Solar	--	--	--	--	--	--	✓	--	--
Oracolo	--	--	--	--	✓	--	--	✓	--
Indus	--	--	--	--	✓	--	--	--	--
Skill	--	--	--	--	✓	--	--	--	--
Barcellona & Barrio Range	--	--	--	✓	✓	--	--	--	--
Easy Lux TP	✓	--	✓	--	--	--	--	--	--
Coled TP	✓	✓	--	--	--	--	--	--	--
New Stelo TP Range	✓	--	✓	--	--	--	--	--	✓
Antera	✓	✓	--	--	--	--	--	--	--
Versus	✓	✓	✓	--	--	--	--	--	--
Luna	--	✓	--	--	--	--	--	--	--
Luna TP	✓	✓	✓	--	--	--	--	--	--
Chone Solar	✓	✓	✓	--	--	--	--	--	--
Sfera Led Ø250/300	✓	--	✓	--	--	--	--	--	--
Sfera Led Ø400	--	--	--	✓	--	--	--	--	--
Sfera Led Ø500	--	--	--	✓	--	--	--	--	--
Sfera 1080	✓	--	✓	--	--	--	--	--	--
Sfera Ø400	--	--	--	✓	--	--	--	--	--
Sfera Ø500	--	--	--	✓	--	--	--	--	--
Sfera Ø600	--	--	--	✓	--	--	--	--	--



Technical details