

# Piave

## Buried pole - System A

- Cylindrical pole  $\varnothing 76/60 \times 4100/5100$ mm for ground fixing made of hot-dip galvanised steel  $75\mu\text{m}$  UNI EN 1461

## Flanged pole - System B

- Cylindrical pole  $\varnothing 76/60 \times 4100/5100$ mm for plinth/floor fixing complete with flange made of hot-dip galvanised steel  $75\mu\text{m}$  UNI EN 1461  
 - 250x250mm flange, 10mm thick made of hot-dip galvanised steel  $75\mu\text{m}$  UNI EN 1461

## Technical details

- Polyester powder coating after a treatment specific for weathering resistance
- Hole and terminal block  $4 \times 6\text{mm}^2$  CLII with fuse holder and inspection door
- A2 stainless steel screws

## Compulsory accessory (to be ordered separately)

- Counter flange 250x250x3mm and anchor bolts kit M16x500mm (only system B)

## Buried pole - System A

Total height	Total ground height	Anthracite RAL 7016 textured	
4100mm	3600mm	1407.100S	1
5100mm	4500mm	1407.200S	1

## Flanged pole - System B

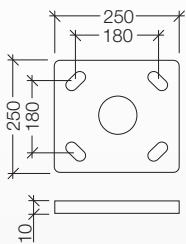
4100mm	4100mm	1427.100S	1
5100mm	5100mm	1427.200S	1

## Compulsory accessory system B


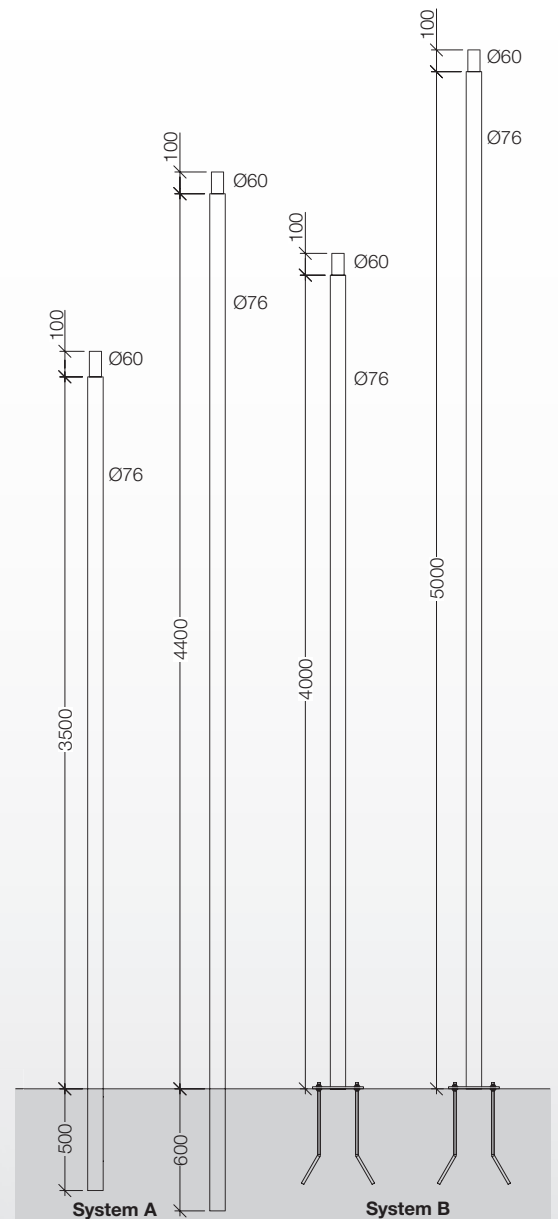
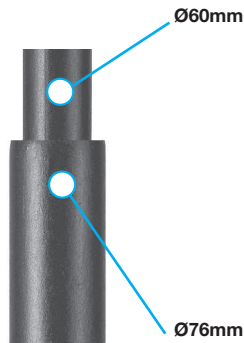
	Code	
Counter flange and anchor bolts kit	4000.0002	1



**Suggested plinth**  
**600x600x700mm**  
 Pole conforming to DIN norms



Flange for floor installation  
 Fixing holes  $\varnothing 18\text{mm}$



Luminaire/Poles									
	Full Black	Full Color	Rigo	Toce	Piave	Stud System	Stud Solar System	Oracolo Wall System	New Stelo TP Wall System
Edge Head-pole	--	--	--	--	✓	--	--	--	--
Challenge Basic Head-pole	--	--	--	--	✓	--	--	--	--
Discovery Head-pole	--	--	--	--	✓	--	--	--	--
Discovery Side entry	--	--	--	--	✓	--	--	--	--
Cd Led	--	--	--	✓	✓	--	--	--	--
Stud Led	--	--	--	--	--	✓	--	--	--
Stud Solar	--	--	--	--	--	--	✓	--	--
Oracolo	--	--	--	--	✓	--	--	✓	--
Indus	--	--	--	--	✓	--	--	--	--
Skill	--	--	--	--	✓	--	--	--	--
Barcellona & Barrio Range	--	--	--	✓	✓	--	--	--	--
Easy Lux TP	✓	--	✓	--	--	--	--	--	--
Coled TP	✓	✓	--	--	--	--	--	--	--
New Stelo TP Range	✓	--	✓	--	--	--	--	--	✓
Antera	✓	✓	--	--	--	--	--	--	--
Versus	✓	✓	✓	--	--	--	--	--	--
Luna	--	✓	--	--	--	--	--	--	--
Luna TP	✓	✓	✓	--	--	--	--	--	--
Chone Solar	✓	✓	✓	--	--	--	--	--	--
Sfera Led Ø250/300	✓	--	✓	--	--	--	--	--	--
Sfera Led Ø400	--	--	--	✓	--	--	--	--	--
Sfera Led Ø500	--	--	--	✓	--	--	--	--	--
Sfera 1080	✓	--	✓	--	--	--	--	--	--
Sfera Ø400	--	--	--	✓	--	--	--	--	--
Sfera Ø500	--	--	--	✓	--	--	--	--	--
Sfera Ø600	--	--	--	✓	--	--	--	--	--

# Technical details